

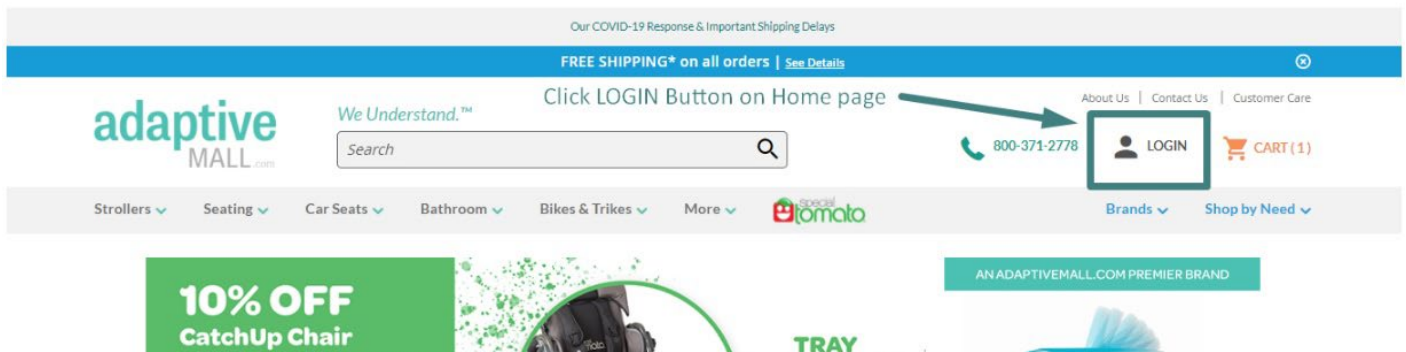
Creating a Customer Account on Adaptivemall.com

Creating a customer account on Adaptivemall.com is quick and easy! Creating an account allows you to conveniently store all of your order information, shipping addresses, write product reviews and access your gift cards and store credit balances in one place.

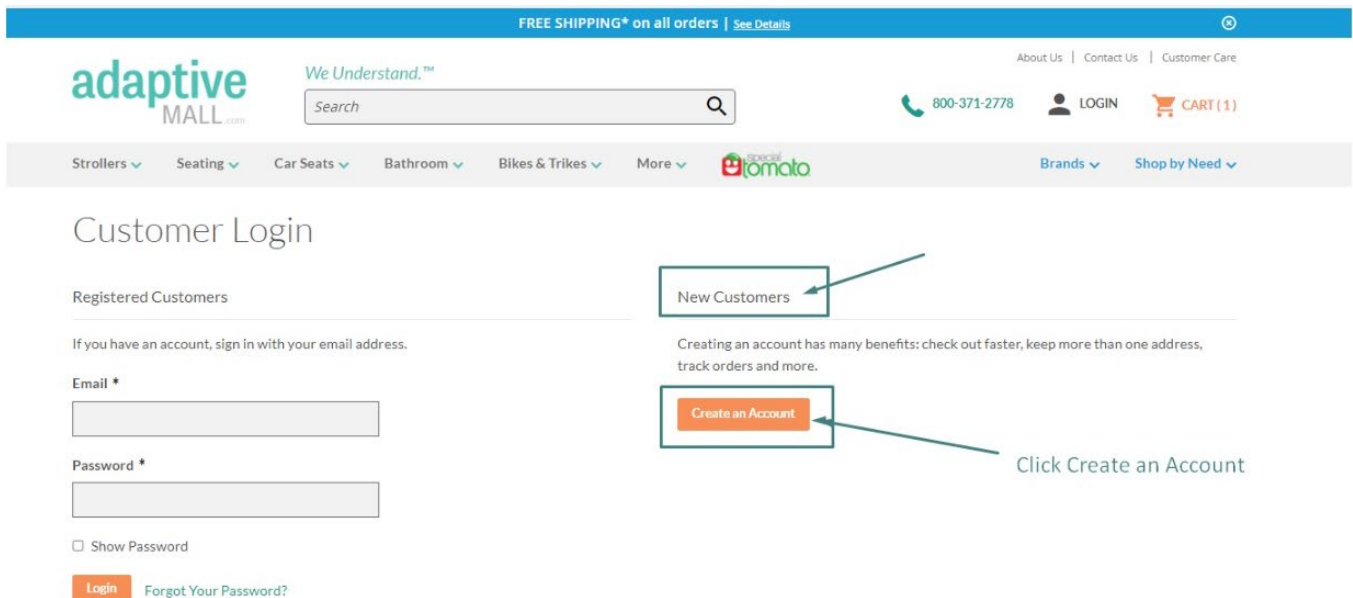
To REQUEST PROFESSIONAL PRICING for Therapists, Schools, Hospitals and Organizations: Tax Exempt entities email your Tax Exempt Certificate to Orders@Adaptivemall.com to have your account status updated. Be sure to check the box next to "Request Professional Pricing" when you are filling out the Personal Information section of Account Set-up (Step #3)

Follow the 3-step process below to create your account and learn how to navigate your Account Dashboard.

STEP 1: Navigate to www.Adaptivemall.com and click on the "Login" icon in the upper right hand corner of the home page.



STEP 2: Once on the Login page, click the orange "Create an Account" button on the right under New Customers.



STEP 3: Fill out the Personal Information on the page and click the orange “Create an Account” button at the bottom when complete.

adaptive MALL We Understand.™

Search

800-371-2778 LOGIN CART (1)

Strollers Seating Car Seats Bathroom Bikes & Trikes More **special tomato** Brands Shop by Need

Create New Customer Account

Personal Information

First Name *
Jane

Last Name *
Smith

Sign Up for Newsletter

REQUEST PROFESSIONAL PRICING (PROOF OF PROFESSIONAL STATUS REQUIRED)
EXAMPLES OF PROFESSIONALS INCLUDE THERAPIST, SCHOOLS, HOSPITALS AND ORGANIZATIONS

Allow remote shopping assistance ?

Sign-in Information

Email *
janeSmith@gmail.com

Password *
Password Strength: No Password

Confirm Password *

Show Password

I'm not a robot **reCAPTCHA** Privacy - Terms

Create an Account

Fill out the Personal Information and click "Create an Account" button

You have successfully created your account when you are directed to your Dashboard page. A green banner will show at the top saying **“Thank you for registering with Adaptivemall.com”**

adaptive MALL We Understand.™

Search

800-371-2778 ACCOUNT CART (1)

Strollers Seating Car Seats Bathroom Bikes & Trikes More **special tomato** Brands Shop by Need

Thank you for registering with Adaptivemall.com

Account Dashboard

My Orders
Order by SKU

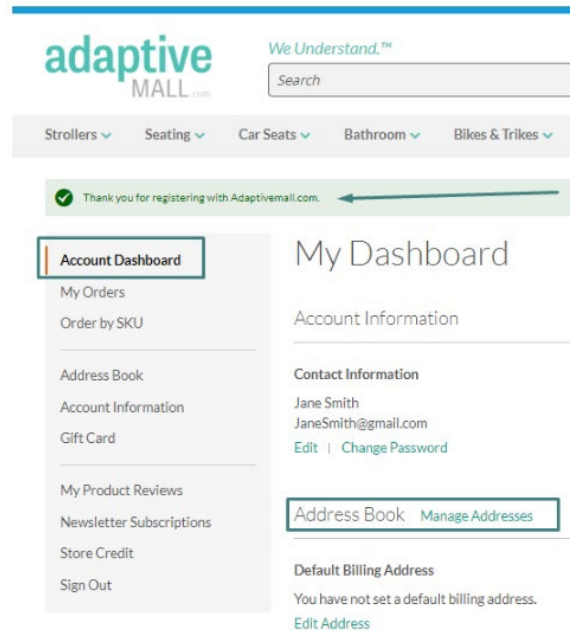
My Dashboard

Account Information

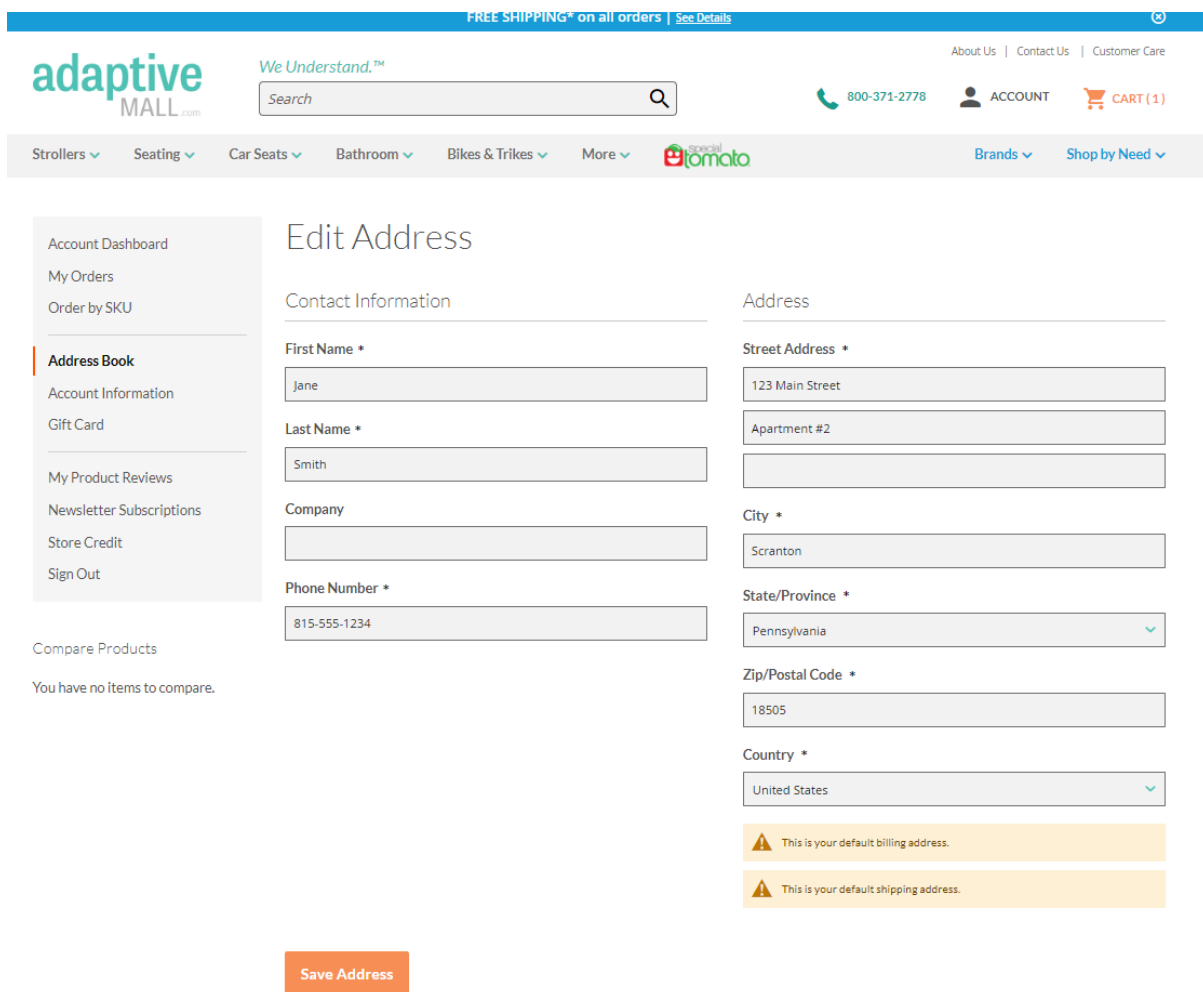
Account Dashboard Overview:

Your account dashboard includes a helpful left side menu where you can access your orders, address book, gift cards, newsletter subscription and store credit information.

To add Shipping and Billing addresses, click on the “Manage Addresses” link next to the Address Book section on the page.



Next, Add your shipping and billing addresses to your account.



You can change existing addresses and add new addresses as needed.

The screenshot shows the Adaptive MALL website's account dashboard. At the top, there is a navigation bar with the Adaptive MALL logo, a search bar, and links for 'About Us', 'Contact Us', and 'Customer Care'. Below this is a secondary navigation bar with various product categories like 'Strollers', 'Seating', 'Car Seats', etc., and a 'Shop by Need' button. The main content area is titled 'Address Book' and is divided into two columns. The left column contains a navigation menu with options like 'Account Dashboard', 'My Orders', 'Address Book', 'Account Information', 'Gift Card', 'My Product Reviews', 'Newsletter Subscriptions', 'Store Credit', and 'Sign Out'. The right column displays 'Default Addresses' with two entries: 'Default Billing Address' and 'Default Shipping Address', both for Jane Smith at 123 Main Street, Apartment #2, Scranton, Pennsylvania, 18505. Each entry has a 'Change' button. Below this is a section for 'Additional Address Entries' which states 'You have no other address entries in your address book.' and includes an 'Add New Address' button. At the bottom left, there is a 'Compare Products' section with the message 'You have no items to compare.'

Basic account information can be edited at any time by choosing the “Account Information” link in the left navigation panel.

The screenshot shows the 'Edit Account Information' page on the Adaptive MALL website. The layout is similar to the previous screenshot, with the 'Account Information' link highlighted in the left navigation menu. The main content area is titled 'Edit Account Information' and contains a form for updating account details. The form includes fields for 'First Name *' (containing 'Jane') and 'Last Name *' (containing 'Smith'). Below these are three checkboxes: 'Change Email', 'Change Password', and 'Allow remote shopping assistance ?'. At the bottom of the form is a captcha challenge titled 'Please type the letters below *' with a text input field and a 'Reload captcha' button. A 'Save' button is located at the bottom of the page.

Gift Cards & Certificates can be applied/stored to your account by entering the code on the Gift Card Page:

The screenshot shows the Adaptive MALL website's Gift Card page. At the top, the Adaptive MALL logo is on the left, with the tagline "We Understand.™" and a search bar. On the right, there are links for "About Us", "Contact Us", and "Customer Care", along with a phone number "800-371-2778", an "ACCOUNT" link, and a "CART (1)" icon. Below the header is a navigation bar with categories like "Strollers", "Seating", "Car Seats", "Bathroom", "Bikes & Trikes", and "More", along with a "Special Tomato" logo and "Brands" and "Shop by Need" options. The main content area is titled "Gift Card" and features a form to "Enter gift card code *". Below the form are two buttons: "Redeem Gift Card" and "Check status and balance". On the left side, there is a navigation menu with options: "Account Dashboard", "My Orders", "Order by SKU", "Address Book", "Account Information", "Gift Card" (highlighted with an orange bar), "My Product Reviews", "Newsletter Subscriptions", "Store Credit", and "Sign Out".

If you have written any product reviews, they can be accessed by clicking “Product Reviews” in the left navigation panel.


This is a close-up screenshot of the Adaptive MALL website's navigation menu. The menu is located on the left side of the page and contains the following items: "Account Dashboard", "My Orders", "Order by SKU", "Address Book", "Account Information", "Gift Card", "My Product Reviews" (highlighted with an orange bar), "Newsletter Subscriptions", "Store Credit", and "Sign Out".

Update your Newsletter preferences by clicking on “Newsletter Subscription”

Our COVID-19 Response & Important Shipping Delays

FREE SHIPPING* on all orders | [See Details](#)

adaptive MALL.com We Understand.™ Search 800-371-2778 ACCOUNT CART (1)

Strollers Seating Car Seats Bathroom Bikes & Trikes More  Brands Shop by Need

Newsletter Subscription

Subscription option

General Subscription

[Save](#)

Account Dashboard
My Orders
Order by SKU
Address Book
Account Information
Gift Card
My Product Reviews
Newsletter Subscriptions
Store Credit
Sign Out

Compare Products


You have no items to compare.

View any store credits by clicking “Store Credit” on the left navigation pane:

Our COVID-19 Response & Important Shipping Delays

FREE SHIPPING* on all orders | [See Details](#)

adaptive MALL.com We Understand.™ Search 800-371-2778 ACCOUNT CART (1)

Strollers Seating Car Seats Bathroom Bikes & Trikes More  Brands Shop by Need

Store Credit

Balance

\$0.00

Redeem Gift Card

Have a gift card? [Click here](#) to redeem it.

Account Dashboard
My Orders
Order by SKU
Address Book
Account Information
Gift Card
My Product Reviews
Newsletter Subscriptions
Store Credit
Sign Out

Compare Products

You have no items to compare.